

PERFORATIONS

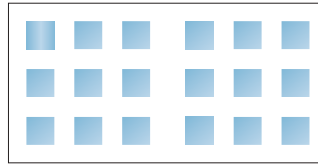
Perforation patterns for 600x1200 formats

Following perforation patterns are available on the 600x1200 mm product range. Please remember that some of the products are only available with certain perforation types; the availability is indicated on the product sites.



G1
Q1

Standard perforation




G3F
Q3F
M3F

Special perforation



G1F
Q1F
M1F
T1F

Special perforation



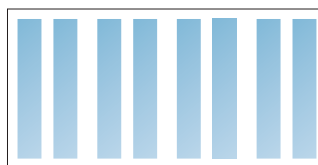
G4L
Q4L
M4L
T4L

Special perforation



G2L
Q2L
M2L
T2L

Special perforation



G4T
Q4T
M4T
T4T

Special perforation


NOTE: Contur is supported on two sides which is why the direction of the Tangent perforation for T4T pattern is defined by the direction the tile.



G2T
Q2T
M2T
T2T


Special perforation

NOTE: Contur is supported on two sides which is why the direction of the Tangent perforation for T4T pattern is defined by the direction the tile.




G4F
Q4F

Special perforation



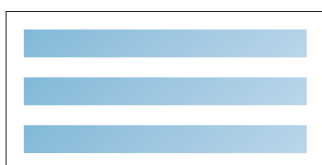
G2F
Q2F
M2F
T2F

Special perforation



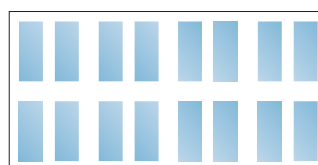
G4L2
Q4L2
M4L2
T4L2

Special perforation



G3L
Q3L
M3L
T3L

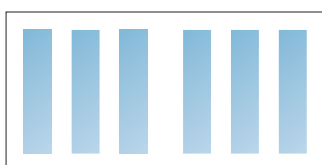
Special perforation



G4T2
Q4T2
M4T2
T4T2

Special perforation

NOTE: Contur is supported on two sides which is why the direction of the Tangent perforation for T4T2 pattern is defined by the direction the tile.



G3T
Q3T
M3T
T3T

Special perforation

NOTE: Contur is supported on two sides which is why the direction of the Tangent perforation for T3T pattern is defined by the direction the tile.